

THE SAT VS THE ACT

- Fewer Geometry Questions
- More Time per Question
- No-calculator Math Section

KEY

Differences

- Lots of Geometry
- Faster Paced
- Tough Science Section



Overall Time



Overall Time

TIMING & SCORING

Reading

65m

Writing

35m

200 - 800 points

Math
(No Calculator)

25m

Math
(Calculator)

55m

200 - 800 points

1-36

35m

Reading

1-36

45m

English

1-36

60m

Math

1-36

35m

Science

Total Points

400 - 1600

1 - 36

Total Points

Time per Question



Reading



Writing



Math

Time per Question



Reading



English



Math



MATH

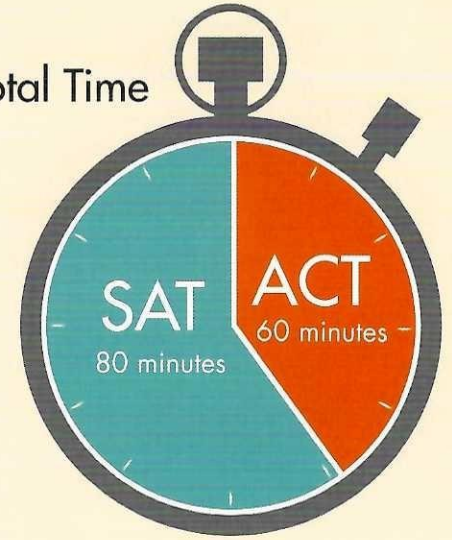
Number of Questions

SAT **58** | ACT **60**


Number of Sections

SAT **2** | ACT **1**

Total Time



Time Per Question



Formulas

The **SAT** provides a reference table of common formulas.

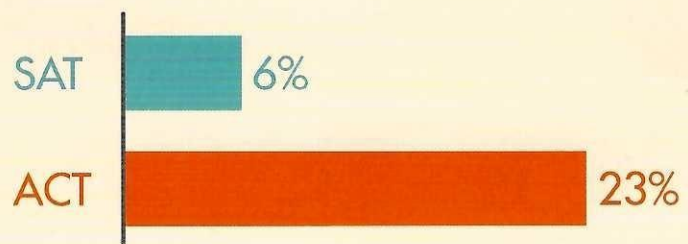
The **ACT** does not provide formulas for reference.



The SAT Math section includes **45** multiple choice questions and **13** student-produced response questions (i.e., fill-in questions).

Geometry Focus

The ACT has a much greater emphasis on Geometry. In contrast, the SAT focuses more on Algebra, word problems, and "Data Analysis" questions that ask you to incorporate information from tables and charts into your calculations.

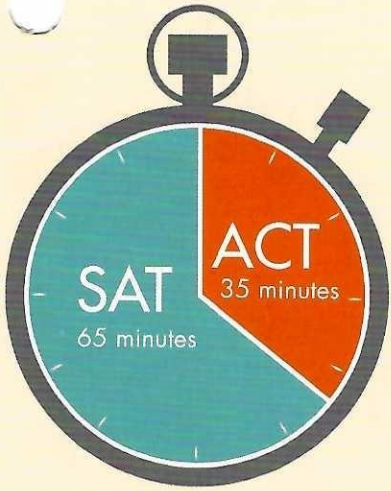


The **ACT** allows calculators for all Math sections.

The **SAT** has one **NO CALCULATOR** section and one calculator section.




READING



Total Time

Time Per Question

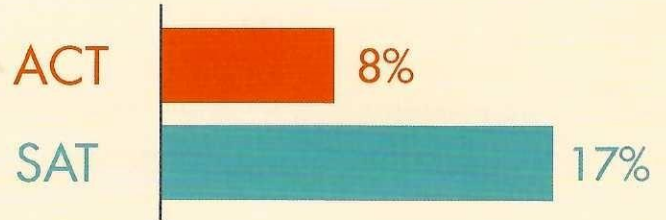


Number of Questions



Vocabulary

What percent of questions test vocabulary?



Do the Reading sections have **Graphs and Charts?**

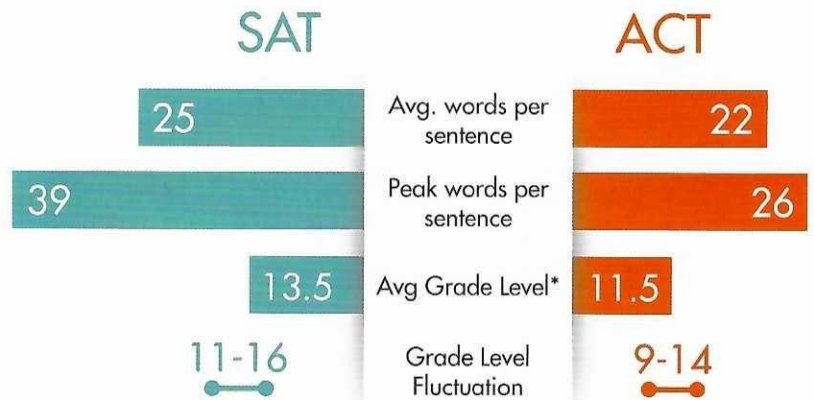


Yes, relating to two passages




No, only on the Science section

Passage Complexity



*Flesch-Kincaid readability assessment

Number of Passages



Topics Covered

- Literature
- Science (2)
- History/Soc. Studies (2)



- Prose/Fiction
- Humanities
- Social Science
- Natural Science

WRITING/ENGLISH

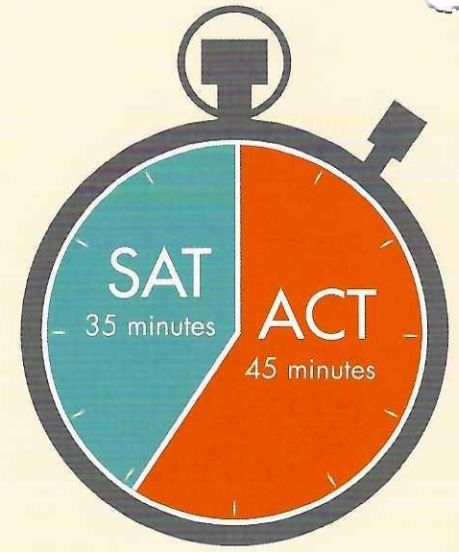
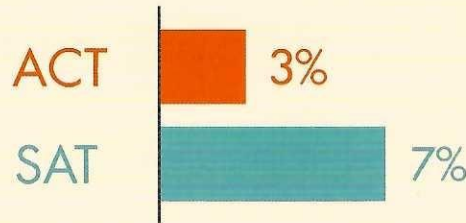
Number of Questions

SAT
44

ACT
75


Vocabulary

What percent of questions test vocabulary?



Total Time

Time Per Question



Do the Reading sections have Graphs and Charts?

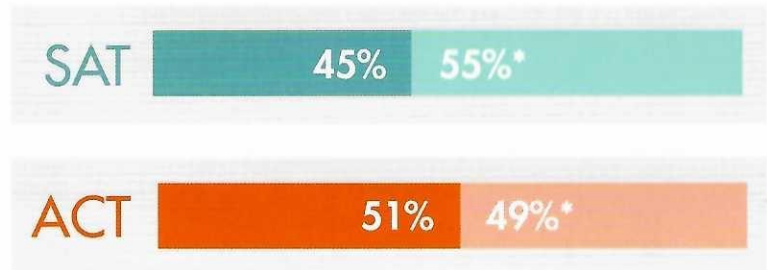


Yes, relating to two passages



No, only on the Science section

GRAMMAR VS. RHETORICAL SKILLS



*The difference between the 49% Rhetorical Skills on the ACT and 55% on the SAT feels even greater in practice, as the questions on the SAT require a fuller understanding of the passage.

Passage Complexity



Average words per sentence



Average grade level*

*Flesch-Kincaid readability assessment